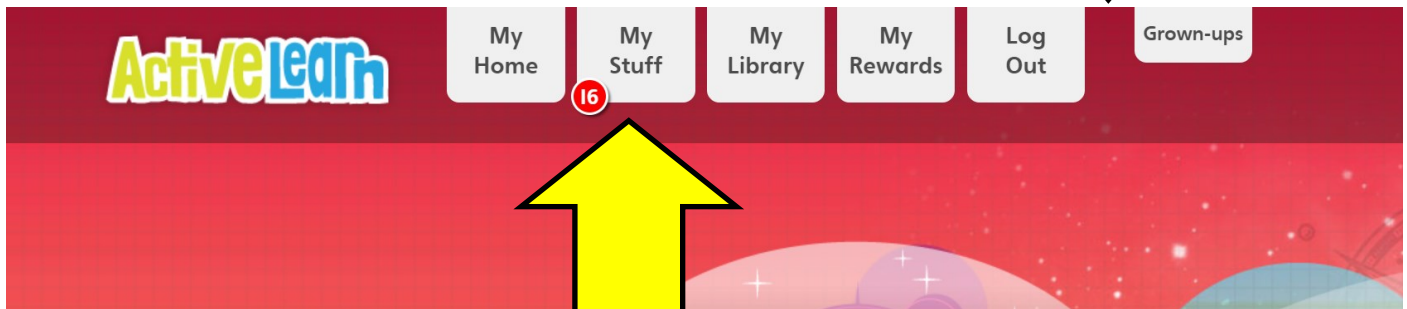


Bug Club—A quick guide

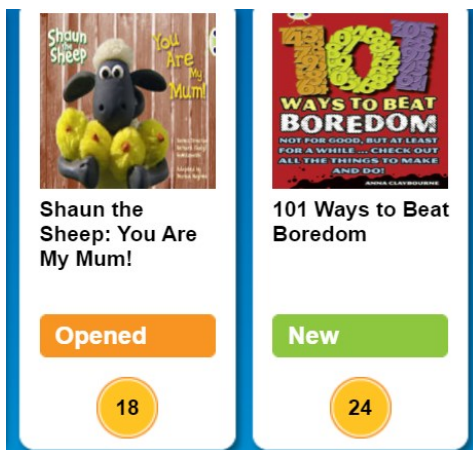


Bug Club

When you log in, you will see a screen that looks like this:



Click on 'My Stuff'. In here, you will find all your book allocations.



You will see the books you have already opened, and any new ones you have been allocated.


Click on the book you want to read.



On some pages, you will see an icon that looks like this.


You need to click on the green bug and complete the comprehension question. Try your best, as you can earn coins to spend in 'My Rewards'.

It will look like this when you have answered the question.

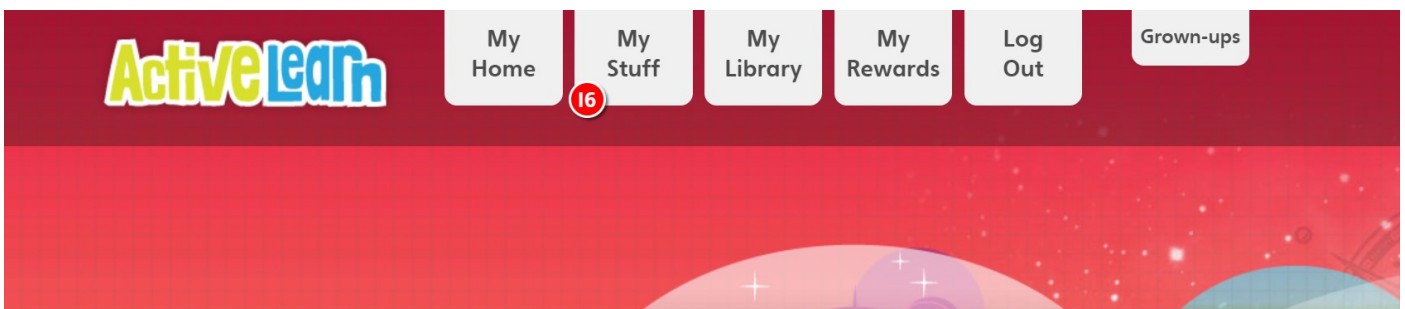



You must answer all the questions to finish the book!

This pop up shows you how many questions you have left to answer. You will see it when you close the book.





When you have finished the book, it will move from 'My Stuff' to 'My Library'.



To see the books you have finished, click on 'My Library', and then click on the door.

You can reread them if you like.



Only when all your books have moved to 'My Library' will you get a new allocation of books!

Your adult can find out more by clicking on 'Grown-ups'. If you need anymore help, speak to your teacher.

